
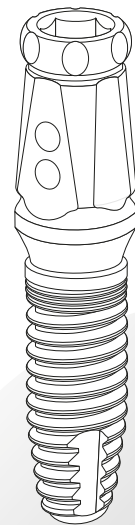


INTERNAL HEXAGON UNIVERSAL CONNECTION

CYLINDRICAL SHAPE



IC

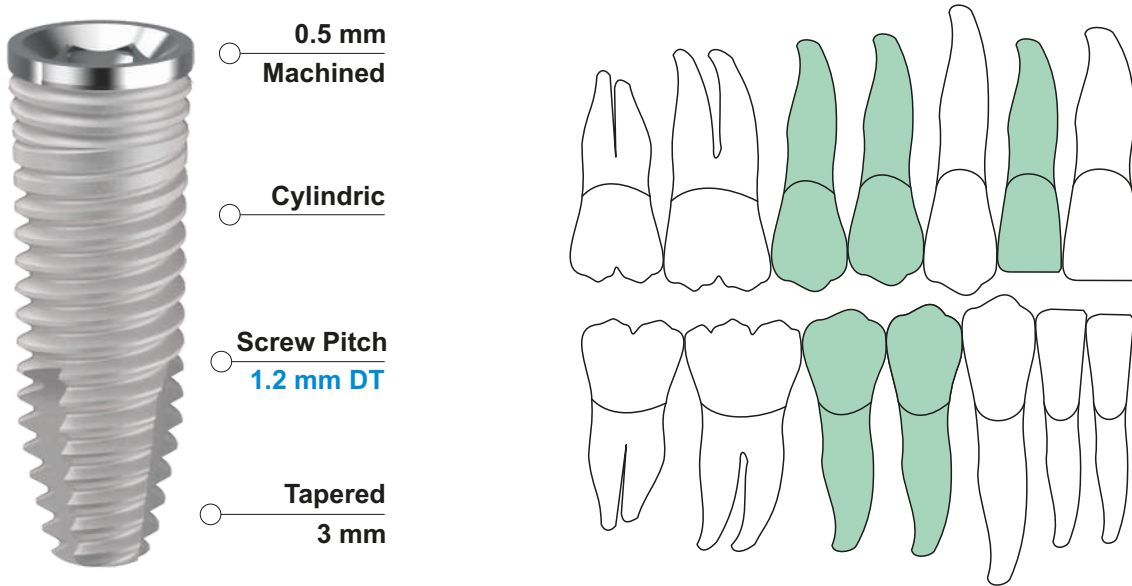


IMPIANTO
CON MOUNTER
WITH MOUNTER

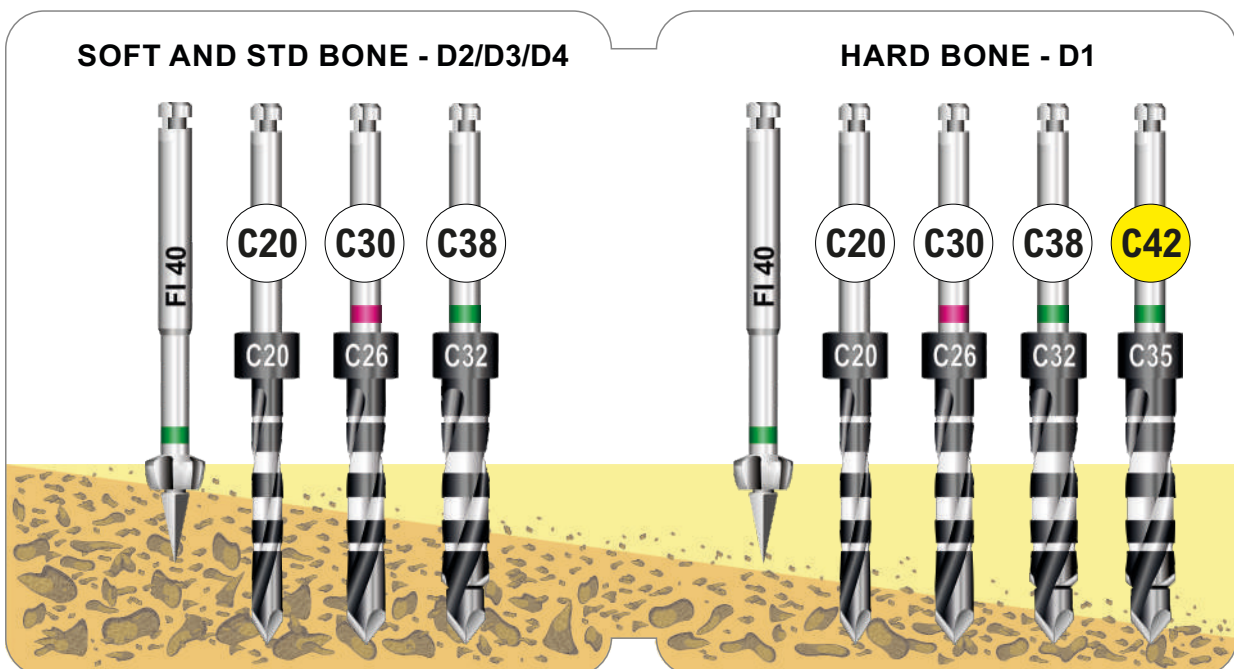
IC 38

CYLINDRIC internal hexagon - full treatment

CYLINDRICAL SHAPE



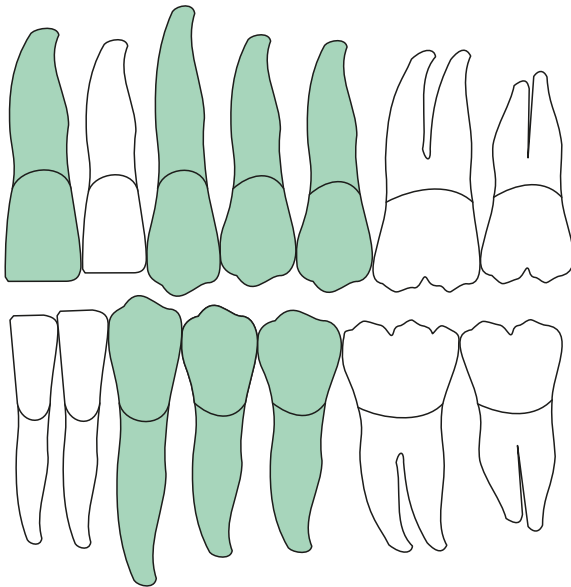
CODE	IMPLANT	LENGTH	PLATFORM	APEX
IC 3808	Ø 3.8	8.5 mm	Ø 4.0	Ø 2.7
IC 3810	Ø 3.8	10 mm	Ø 4.0	Ø 2.7
IC 3811	Ø 3.8	11.5 mm	Ø 4.0	Ø 2.7
IC 3813	Ø 3.8	13 mm	Ø 4.0	Ø 2.7
IC 3815	Ø 3.8	15 mm	Ø 4.0	Ø 2.7



CYLINDRIC
internal hexagon - full treatment

IC 42

CYLINDRICAL SHAPE



0.5 mm
Machined

Cylindric

Screw Pitch
1.2 mm DT

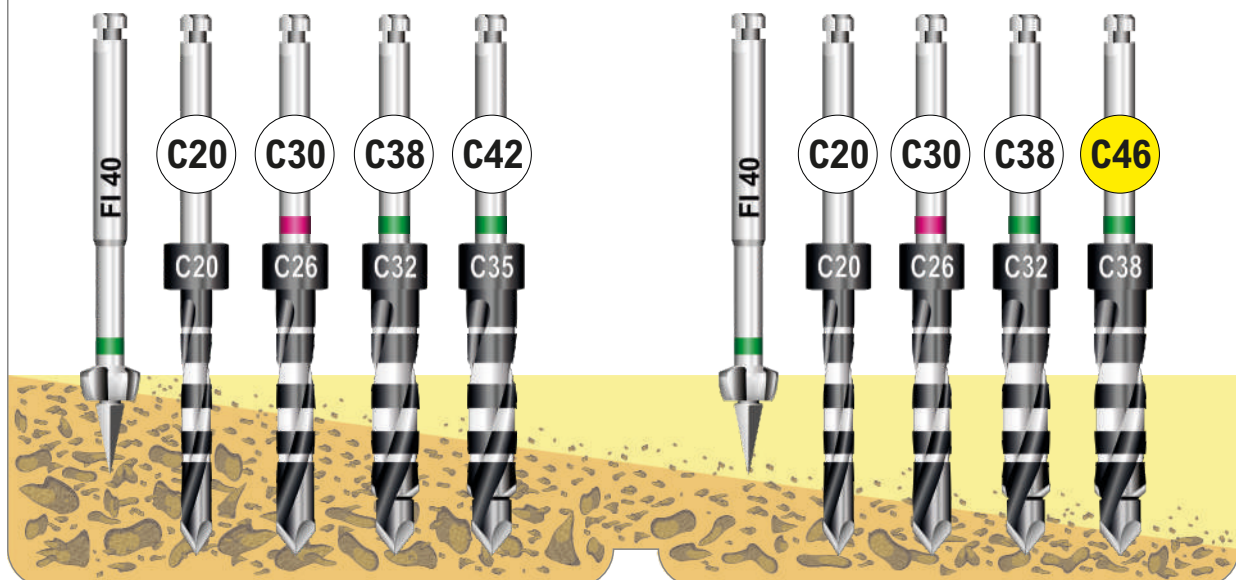
Tapered
3 mm



CODE	IMPLANT	LENGTH	PLATFORM	APEX
IC 4208	Ø 4.2	8.5 mm	Ø 4.0	Ø 3.1
IC 4210	Ø 4.2	10 mm	Ø 4.0	Ø 3.1
IC 4211	Ø 4.2	11.5 mm	Ø 4.0	Ø 3.1
IC 4213	Ø 4.2	13 mm	Ø 4.0	Ø 3.1

SOFT AND STD BONE - D2/D3/D4

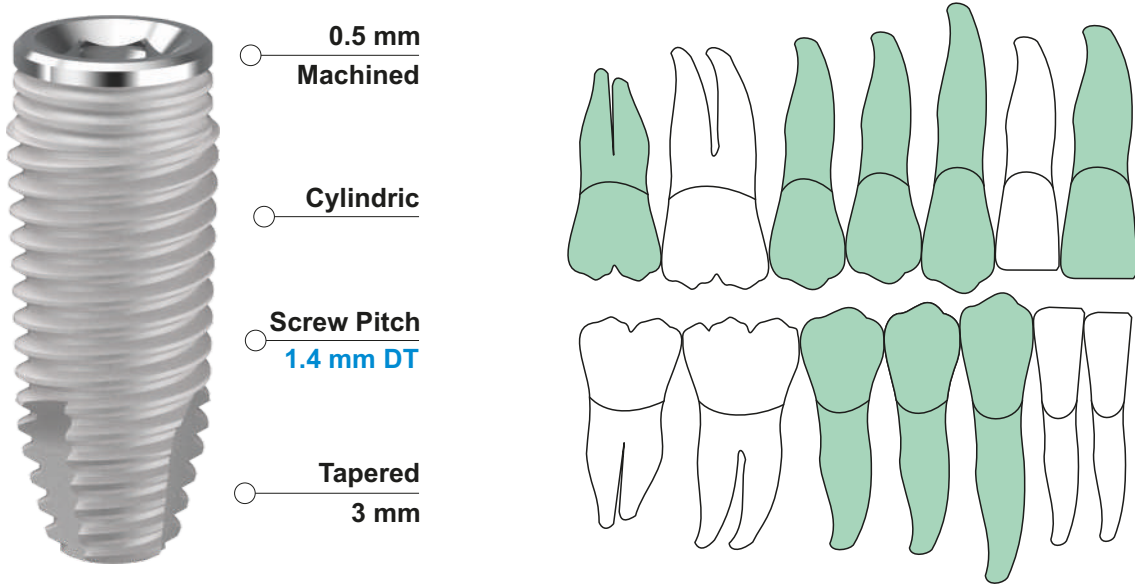
HARD BONE - D1



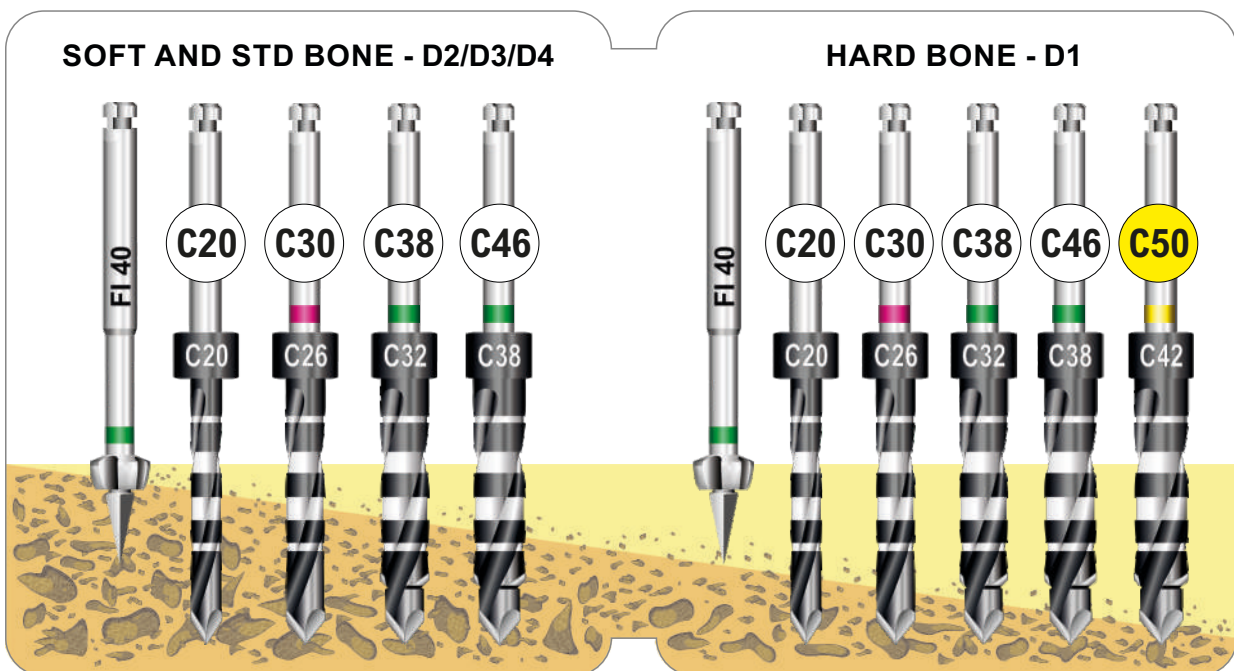
IC 46

CYLINDRIC internal hexagon - full treatment

CYLINDRICAL SHAPE



CODE	IMPLANT	LENGTH	PLATFORM	APEX
IC 4608	Ø 4.6	8.5 mm	Ø 4.0	Ø 3.5
IC 4610	Ø 4.6	10 mm	Ø 4.0	Ø 3.5
IC 4611	Ø 4.6	11.5 mm	Ø 4.0	Ø 3.5
IC 4613	Ø 4.6	13 mm	Ø 4.0	Ø 3.5
IC 4615	Ø 4.6	15 mm	Ø 4.0	Ø 3.5





INTERNAL HEXAGON


WIDE PLATFORM

DOUBLE CONNECTION

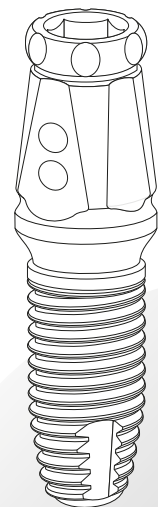
LARGE CYLINDRICAL
SHAPE

UNIVERSAL

WIDE



IC

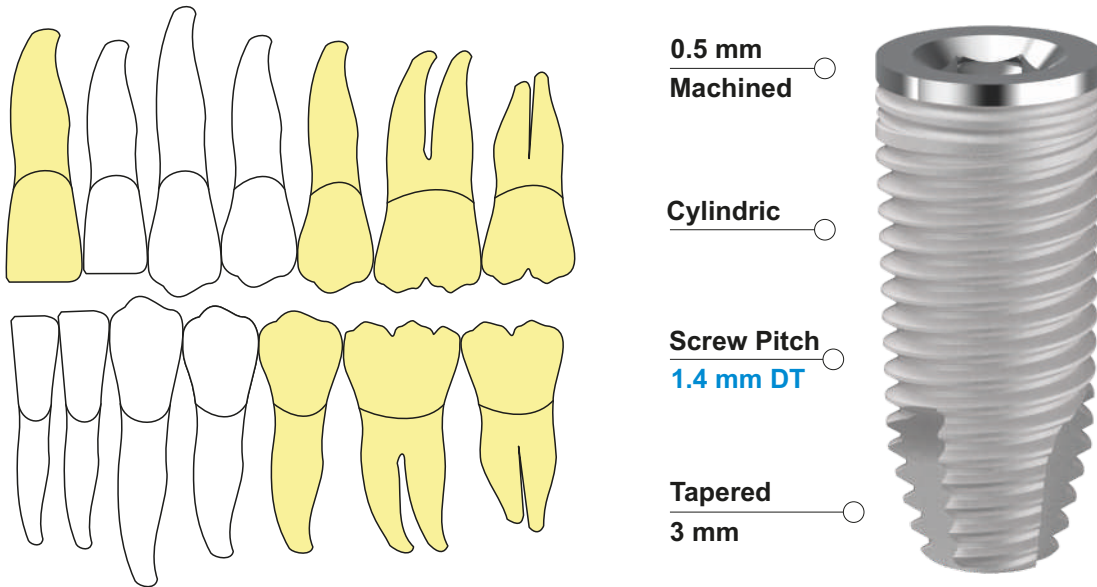


IMPIANTO
CON MOUNTER
WITH MOUNTER

K-TAPERED
internal hexagon - full treatment

IC 50

LARGE CYLINDRICAL SHAPE



CODE	IMPLANT	LENGTH	PLATFORM	APEX
IC 5008	Ø 5.0	8.5 mm	Ø 5.0	Ø 3.9
IC 5010	Ø 5.0	10 mm	Ø 5.0	Ø 3.9
IC 5011	Ø 5.0	11.5 mm	Ø 5.0	Ø 3.9
IC 5013	Ø 5.0	13 mm	Ø 5.0	Ø 3.9

